



ಬೃಹತ್ ಬೆಂಗಳೂರು ಮಹಾನಗರ ಪಾಲಿಕೆ
Bruhat Bengaluru Mahanagara Palike



BBMP COVID-19 WAR ROOM 11.10.2022



OVERVIEW OF COVID-19 IN BENGALURU



CASE TRENDS

ACTIVE CASES **2,516**

Confirmed Cases

119

18,72,585 #

Recovered Cases

17

18,53,081 #

Death Cases

0

16,988 #



HOSPITALIZATION

3

ICU – V

-

ICU

-

HDU

-

General

3

INCLUDES GOVT. QUOTA AND PRIVATE WALK-IN HOSPITALIZATION



VACCINATION

640

2,04,60,913 #

First Dose

85

96,74,928 #

Second Dose

161

94,72,379 #

Precaution Dose

394

13,13,606 #



TRIAGING

MTU

2

Tele Triage

115



ACTIVE CLUSTERS

0

Budding Clusters (<5 Cases)

0

Clusters (> 5 cases)

0



TESTING

2,830

3,19,07,666 #

RAT

507

RTPCR

2,323

Positivity : 2.56%

*FOR LAST 7 DAYS

: indicates cumulative numbers till date



ABSTRACT OF COVID-19 SCENARIO IN BENGALURU

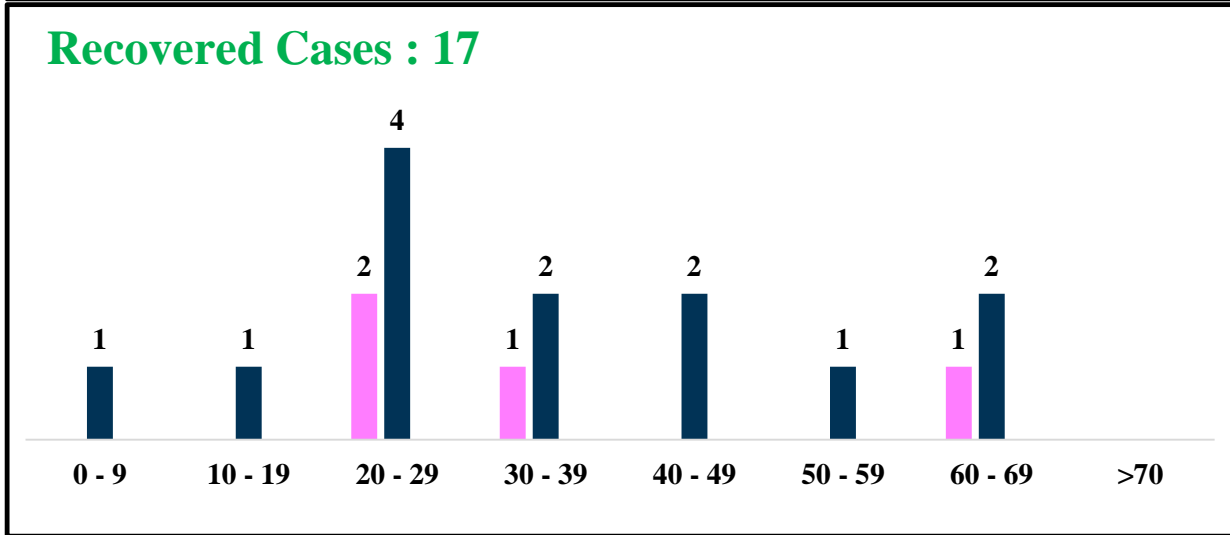
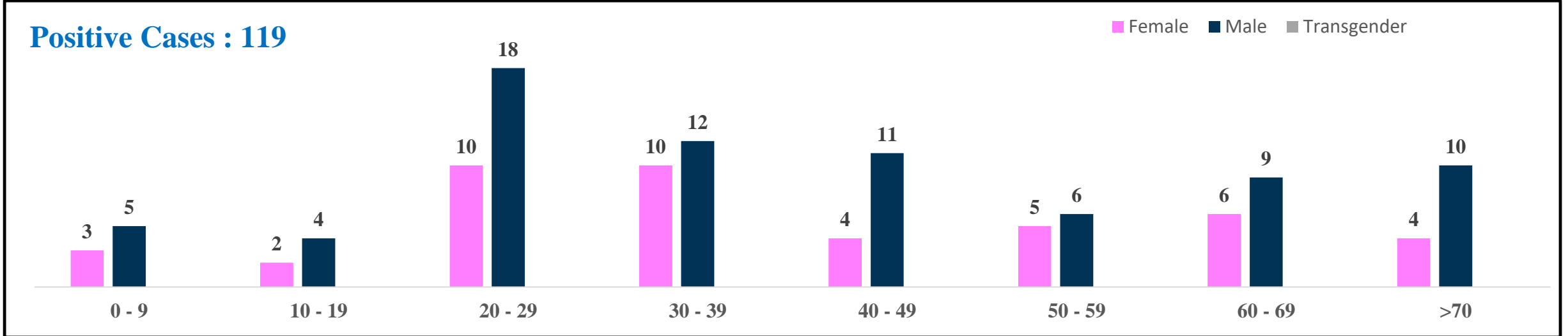


	MALE			FEMALE			TRANSGENDER			TOTAL		
	Last 24 Hours	Last 7 Days	Cumulative	Last 24 Hours	Last 7 Days	Cumulative	Last 24 Hours	Last 7 Days	Cumulative	Last 24 Hours	Last 7 Days	Cumulative
Positive Cases	75	234	11,03,626	44	200	7,68,067	0	0	196	119	434	18,72,585
Recovered Cases	13	101	10,91,227	4	74	7,61,760	0	0	187	17	175	18,53,081
Death Cases	0	0	10,759	0	0	6,225	0	0	4	0	0	16,988
Total Tests Done	In Last 24 hrs. : 2,830			In last 7 days : 16,934			Cumulative : 3,19,07,666					
Vaccine Doses Administered	In Last 24 hrs. : 640			In last 7 days : 3,002			Cumulative : 2,04,60,913					
ACTIVE CASES							2,516					

*Covid deaths occurred today : 00 | Covid deaths occurred beyond last 24hrs., reported today : 00



LAST 24 HOURS AGE GROUP AND GENDER WISE DISTRIBUTION

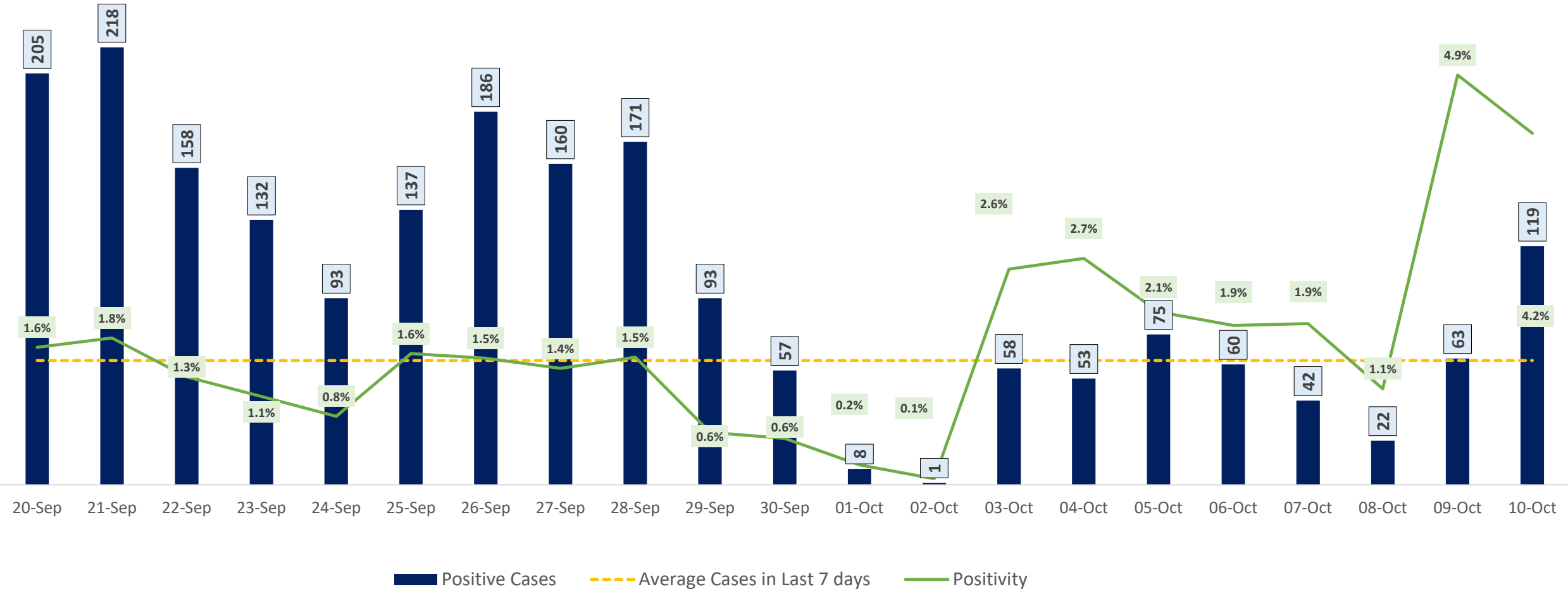




POSITIVITY RATE OF BENGALURU – LAST 21 DAYS



Average Cases in Last 7 days : 62

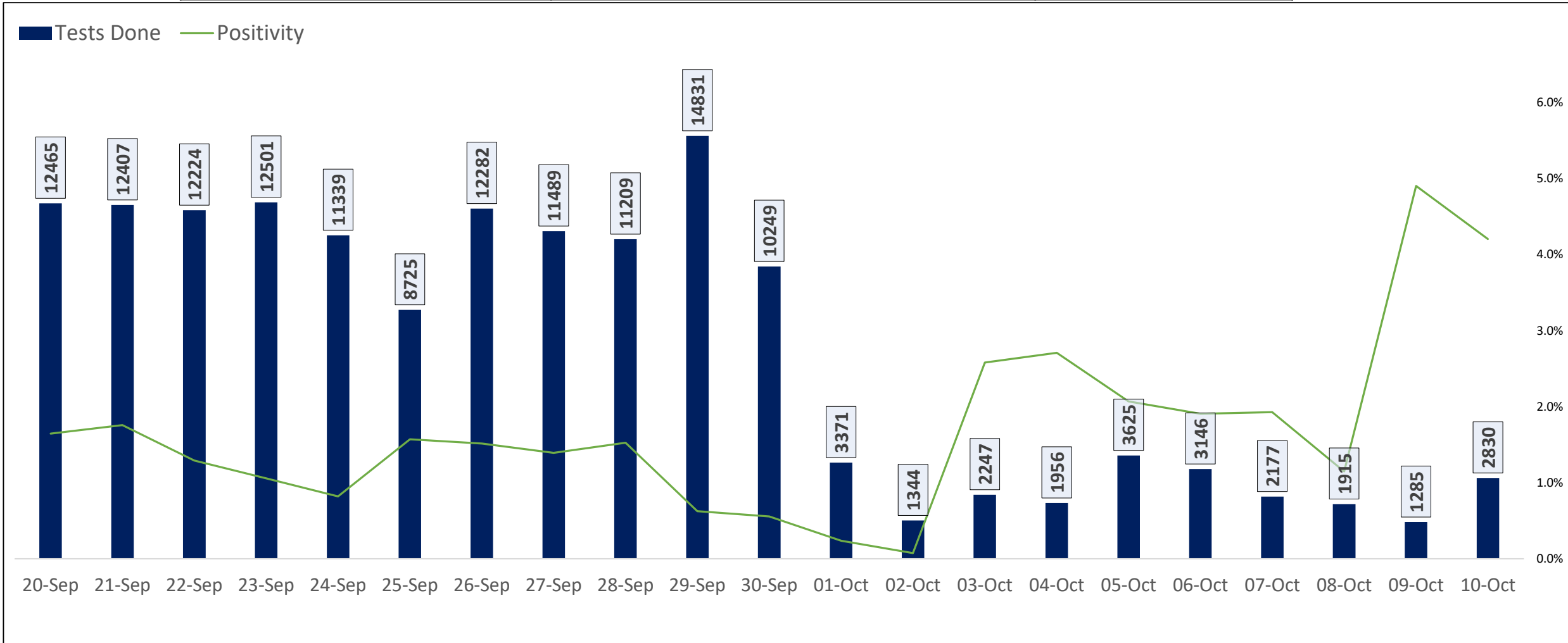




TESTING TRENDS IN BENGALURU

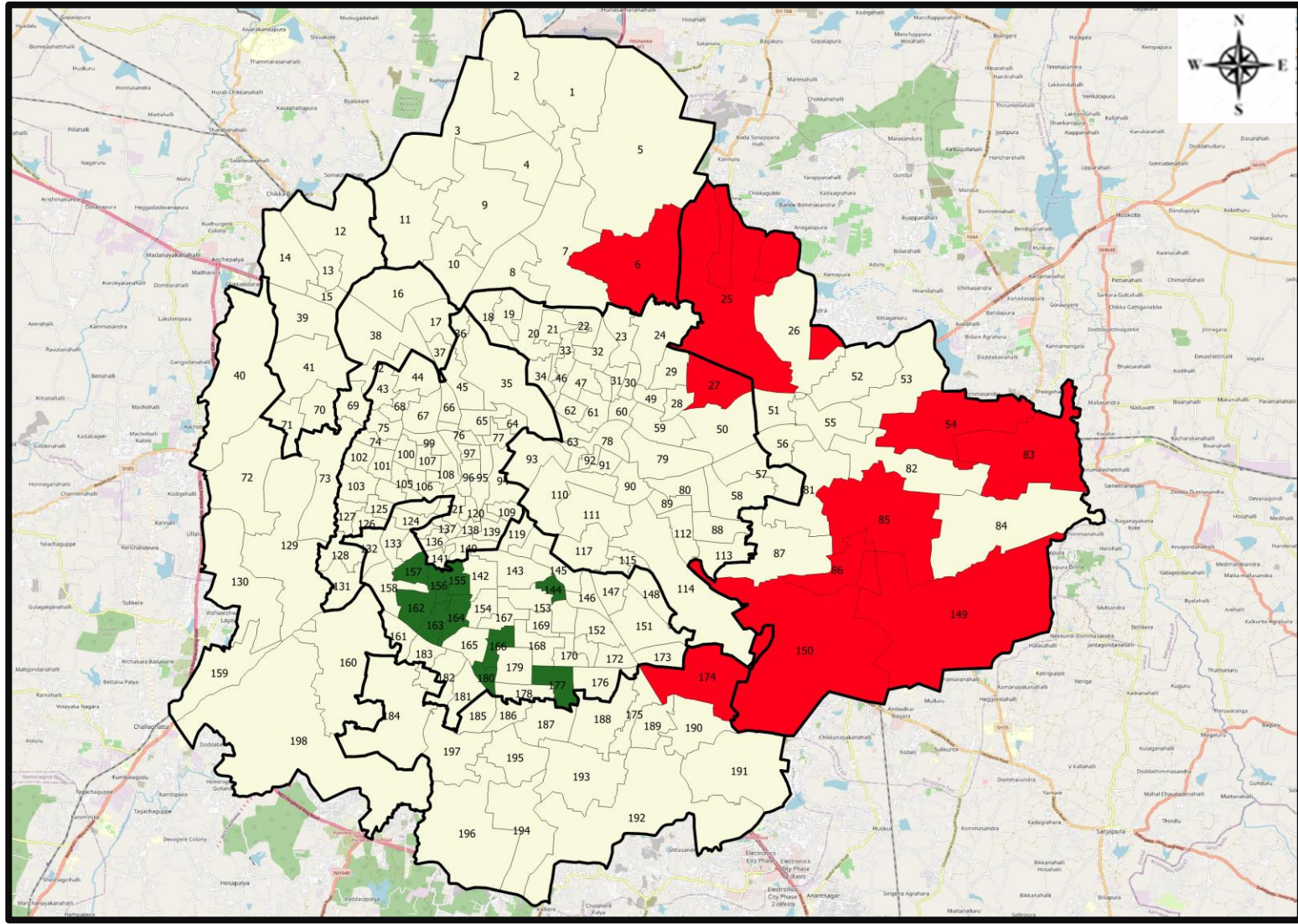


Total Test Conducted Till Date	Test Conducted Last 24 hours	Last 7 Days Average
3,19,07,666	2,830	2,419





BENGALURU URBAN MAP SHOWING TREND OF POSITIVE CASES IN LAST 7 DAYS



Top 10 wards reporting highest number of positive cases in last 7 days

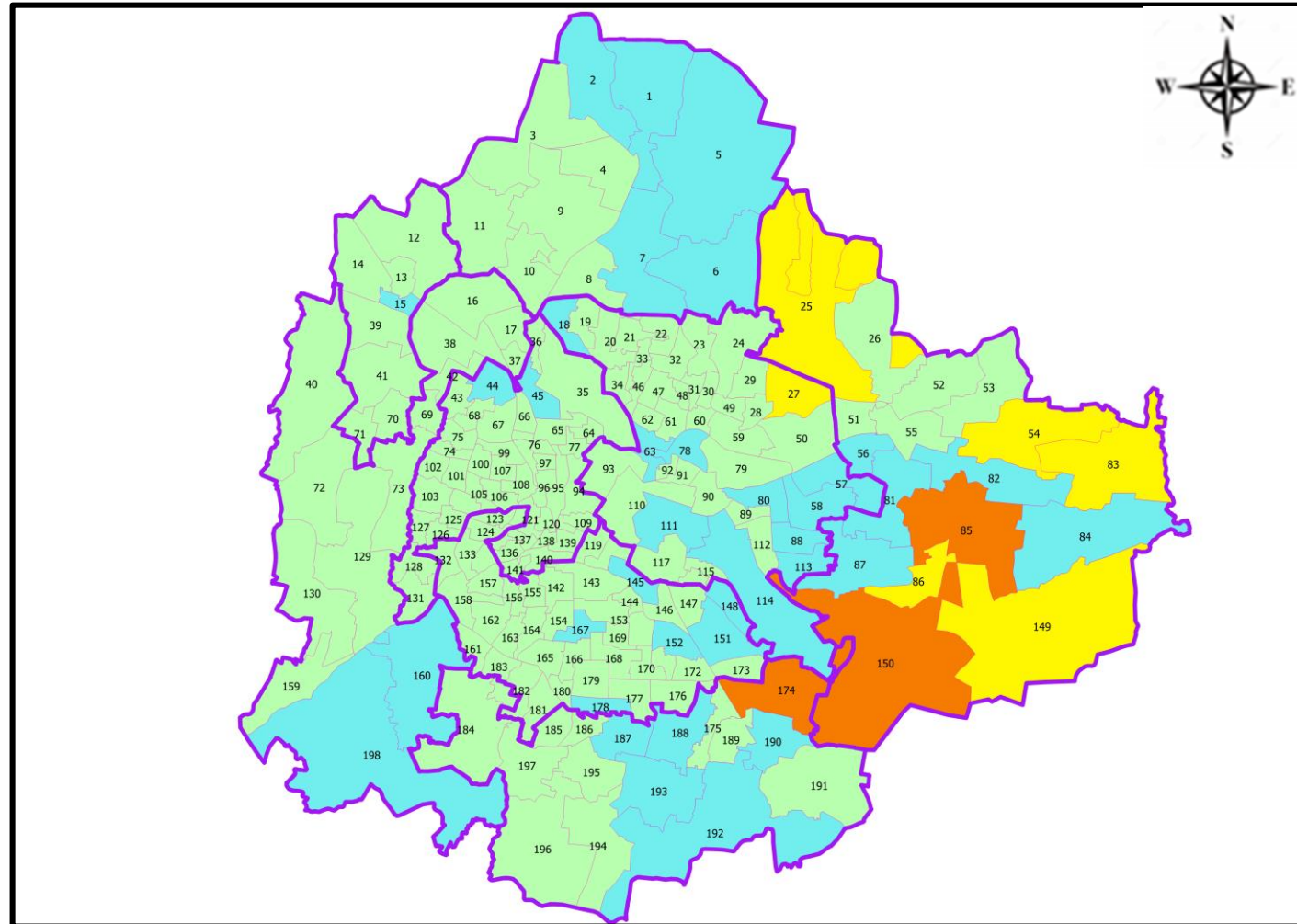
Ward No.	Ward Name	Daily Cases Average
150	Bellanduru	5
174	HSR Layout	4
85	Dodda Nekkundi	3
25	Horamavu	3
149	Varthuru	3
27	Banasavadi	2
83	Kadugodi	2
86	Marattahalli	2
54	Hudi	2
6	Thanisandra	1







Top 10 wards reporting least number of positive cases in last 7 days

Ward No.	Ward Name	Daily Cases Average
159	Kengeri	0
162	Girinagara	0
163	Katriguppe	0
164	Vidyapeeta Ward	0
166	Karisandra	0
168	Pattabhiram Nagar	0
175	Bommanahalli	0
177	J P Nagar	0
180	Banashankari Temple Ward	0
196	Anjanapura	0



BENGALURU MAP SHOWING INTENSITY OF POSITIVE CASES IN LAST 7 DAYS



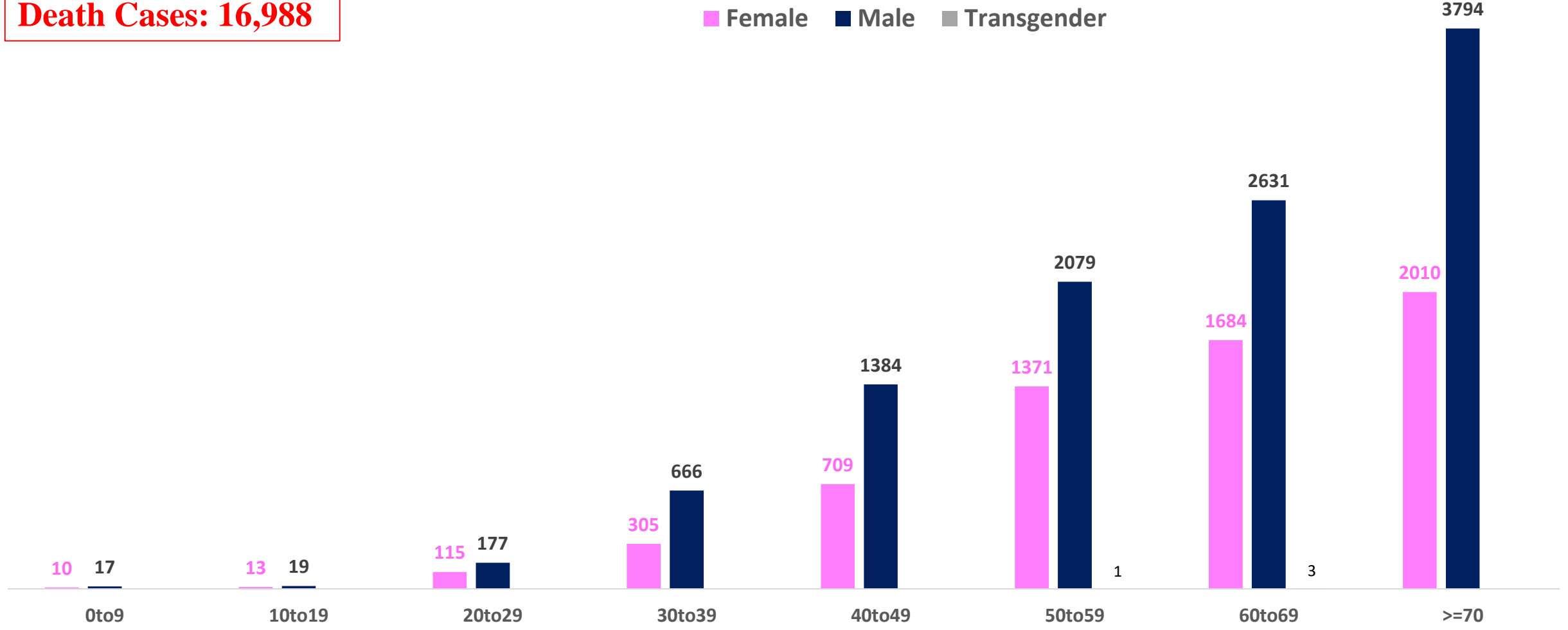
-  **Level 1 : 0 to 3 Cases**
-  **Level 2 : 3 to 10 Cases**
-  **Level 3 : 10 to 20 Cases**
-  **Level 4 : 20 to 50 Cases**
-  **Level 5 : More than 50 Cases**
-  **Zone Boundaries**



AGE AND GENDER WISE DISTRIBUTION OF DEATH CASES



Death Cases: 16,988





COVID-19 SCENARIO IN BENGALURU AND OTHER METROPOLITAN CITIES



CITY NAME	Positive Cases	Active Cases	Recovered	Deceased	Vaccine Doses Administered
New Delhi	20,04,120	385	19,77,230	26,505	3,72,91,735
Bengaluru*	18,72,585	2,516	18,53,081	16,988	2,37,49,183
Mumbai	11,50,420	862	11,29,823	19,735	2,21,25,145
Chennai	7,91,348	2,265	7,80,013	9,070	1,13,75,090

Source : <https://dashboard.cowin.gov.in/> at 4:30pm (11.10.2022)
Source : <https://www.covid19bharat.org/> at 4:30pm (11.10.2022)

*includes BBMP & Bengaluru Urban



SNAPSHOT OF COVID-19 CASES IN BENGALURU URBAN



**Total Wards With
< =10 Cases* :
183**

**Tests Conducted
on 10.10.2022:
2,830**

**Recovery
Rate*:
98.96%**

**Total
Active Cases :
2,516**

**Total Vaccinated
on 10.10.2022:
640**

**Positivity
Rate* :
2.56%**

**Active
Rate*:
0.13%**

**Case
Fatality Rate* :
0.00%**





*Total positive cases In the past 7 days

*CFR and positivity is for Past 7 days



ಬೃಹತ್ ಬೆಂಗಳೂರು ಮಹಾನಗರ ಪಾಲಿಕೆ
Bruhat Bengaluru Mahanagara Palike



Download BBMP Bulletin	https://apps.bbmpgov.in/covid19/mediabulletin.php
To register for vaccination :	https://selfregistration.cowin.gov.in/
BBMP COVID19 Dashboard:	https://apps.bbmpgov.in/covid19/
Follow us on:	 www.facebook.com/bbmp.comm1/
	 twitter.com/BBMPCOMM
	  BBMPSplHealth

Issued by:

Honorable Chief Commissioner, BBMP
Special Commissioner Health & IT, BBMP
MD, Bengaluru Smart City Limited

THANK YOU !



75th Anniversary of India's Independence

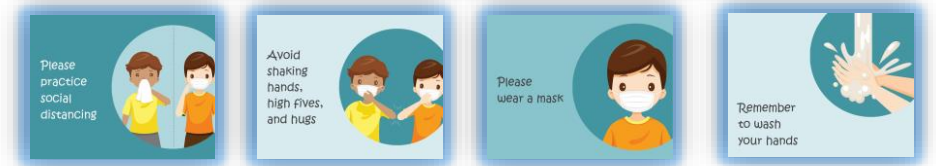
ಅರೋಗ್ಯ ಮತ್ತು ಕುಟುಂಬ ಕಲ್ಯಾಣ ಇಲಾಖೆ

ಯಾಕೆ ಎಲ್ಲರೂ ಮಾಸ್ಕ್ ಧರಿಸಿಲ್ಲ. ಕೋವಿಡ್ ಕೊನೆಗೊಂಡಿದೆಯೇ?

ಇನ್ನೂ ಇಲ್ಲ. ಕೋವಿಡ್ ನಮ್ಮ ನಡುವೆ ಇನ್ನೂ ಇದೆ. ನಾವು ಮಾಸ್ಕ್ ಧರಿಸುವುದನ್ನು ಮುಂದುವರಿಸಬೇಕು, ದೈಹಿಕ ಅಂತರವನ್ನು ಕಾಯ್ದುಕೊಳ್ಳಬೇಕು ಮತ್ತು ಕೈಗಳ ನೈರ್ಮಲ್ಯವನ್ನು ಕಾಪಾಡಿಕೊಳ್ಳಬೇಕು. ಇದು ನಮ್ಮೆಲ್ಲರ ಜವಾಬ್ದಾರಿ.

ಮಾಸ್ಕ್ ಧರಿಸಿ | ದೈಹಿಕ ಅಂತರವನ್ನು ಕಾಪಾಡಿ | ಕೈಗಳ ಸ್ವಚ್ಛತೆ ಕಾಪಾಡಿ | ಗುಂಪು ಸೇರುವುದನ್ನು ತಪ್ಪಿಸಿ | ಸ್ವಯಂಕ್ಷೇಪಣೆಗಾಗಿ ಲಸಿಕೆ ಪಡೆಯಿರಿ

ಹೆಚ್ಚಿನ ಮಾಹಿತಿಗಾಗಿ 24X7 ಉಚಿತ ಅರೋಗ್ಯ ಸಹಾಯವಾಣಿ 104 ಕ್ಕೆ ಕರೆ ಮಾಡಿ | ಎಲ್ಲರಿಗೂ ಅರೋಗ್ಯ ಎಲ್ಲೆಡೆಯೂ ಅರೋಗ್ಯ



Please practice social distancing

Avoid shaking hands, high fives, and hugs

Please wear a mask

Remember to wash your hands